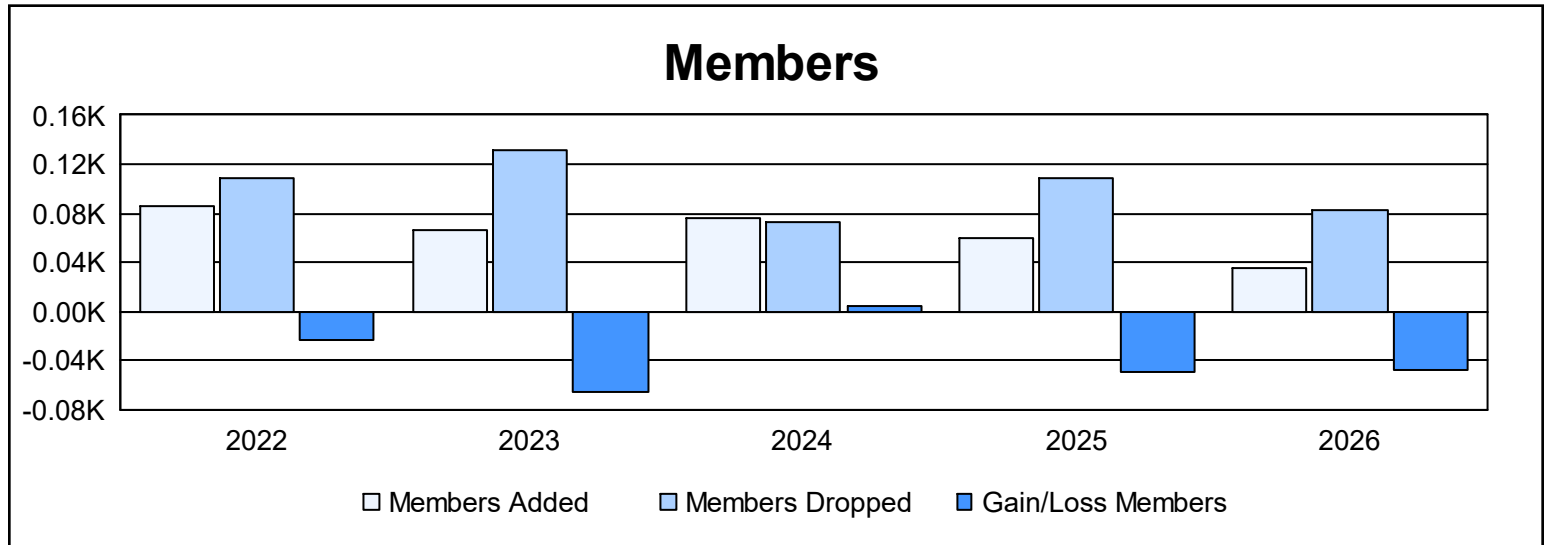
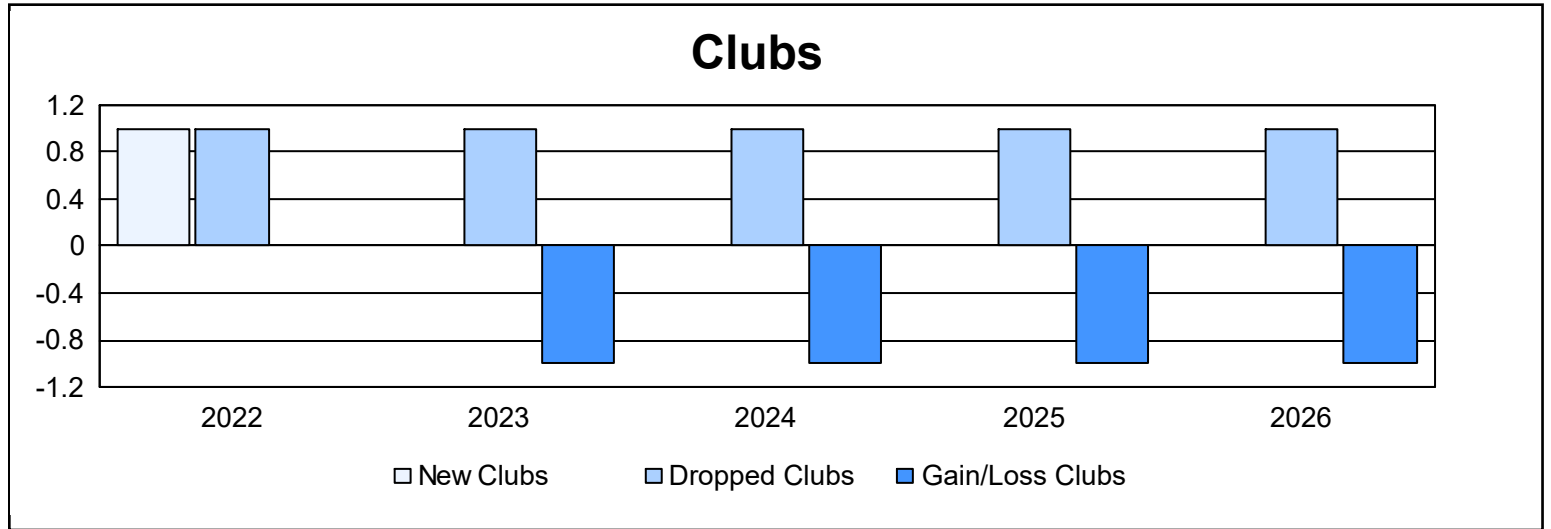
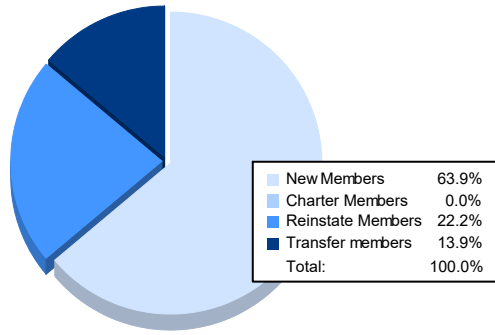


| Year | New Clubs | Dropped Clubs | Gain/ Loss Clubs | New Members | Charter Members | Reinstate Members | Transfer Members | Total Member Added | Total Members Dropped | Gain/ Loss Members |
|----------------|-----------|---------------|------------------|-------------|-----------------|-------------------|------------------|--------------------|-----------------------|--------------------|
| 2021-2022 | 1 | 1 | 0 | 68 | 12 | 5 | 1 | 86 | 109 | -23 |
| 2022-2023 | 0 | 1 | -1 | 57 | 0 | 4 | 5 | 66 | 131 | -65 |
| 2023-2024 | 0 | 1 | -1 | 72 | 0 | 2 | 2 | 76 | 72 | 4 |
| 2024-2025 | 0 | 1 | -1 | 52 | 0 | 5 | 2 | 59 | 108 | -49 |
| 2025-2026 | 0 | 1 | -1 | 23 | 0 | 8 | 5 | 36 | 83 | -47 |
| Average | 0 | 1 | -1 | 54 | 2 | 5 | 3 | 65 | 101 | -36 |



Membership Composition March 2026 Cumulative



Gender Composition March 2026 Cumulative

